



# Release Announcement

Philips SpeechLive Web Dictation and Transcription Solution  
Deployment 2019 - 2020

Xonas DIKME

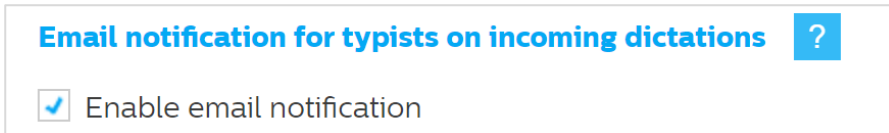
SPS-T-2300/20002

Head of Product Management & Senior Product Owner

# Deployed 2020.07.28

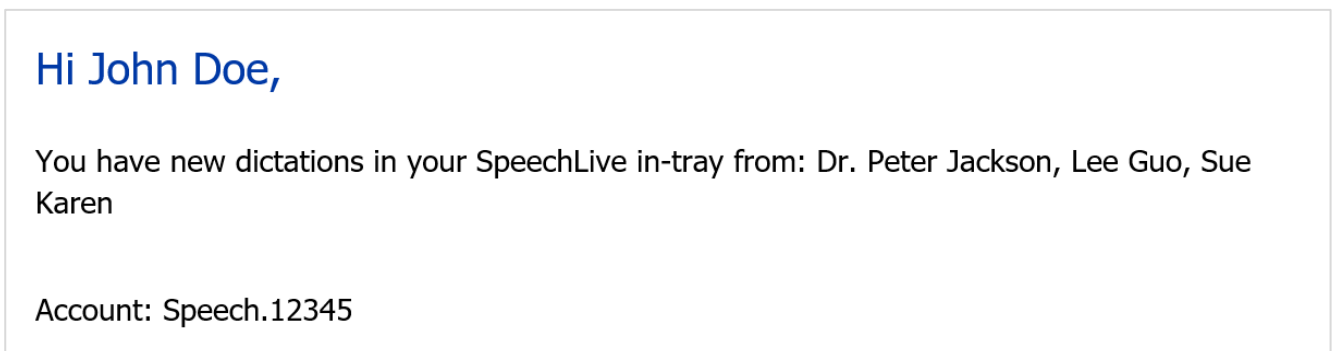
## React faster on important dictations

When authors finish dictations and send them for transcription, Philips SpeechLive notifies the respective typists by email. This notification can be enabled for each typist in the Workflow settings:




These emails did not contain much information other than that there are dictations in one's queue. So, the typist had to log in to SpeechLive to check whether the dictations need to be transcribed immediately.

To avoid these multiple interruptions we have now included the respective author names in the notification emails. The typist can now decide on the author names whether they want to transcribe immediately or log in later on. Here is an example excerpt how the email will look like:



## You can now search in the SpeechLive help

We have improved our help section by adding a search function. Click the help icon to check out.




## Deployed 2020.07.22

### Enrich your recordings with pictures

SpeechLive offers now a new way to enrich your workflow. We have enabled a new functionality to add pictures to your dictations. Currently you can add pictures in the web only but we are working hard to provide this function also in the upcoming new SpeechLive mobile app. Please also not that this function is not available for Philips SpeechExec workflow software.

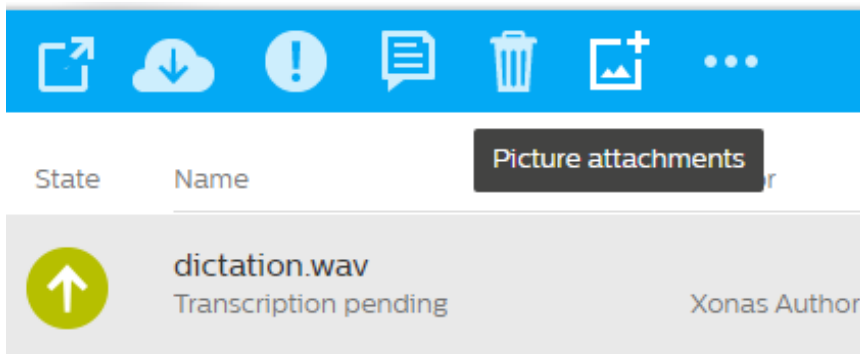
Adding pictures to your dictation helps you creating documentation with more accurate information for further processing. There are several use cases for documenting audio combined with pictures such as:

- Documenting defects at construction site
- Summarizing car damage
- Record construction progress

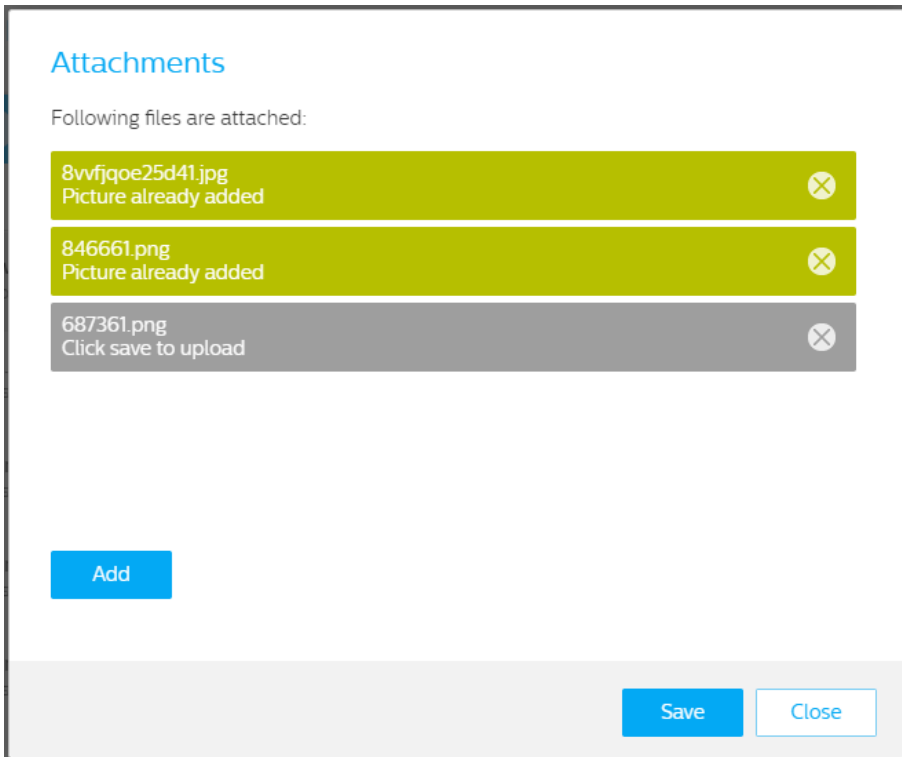


#### Add pictures

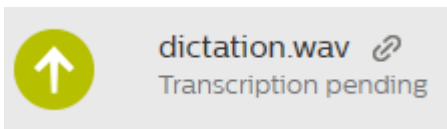
Select a dictation in your worklist that you want to add pictures to and hit the new picture icon in the blue toolbar:



A window will pop up that allows you to modify the list of picture attachments by adding new pictures and removing already added ones.

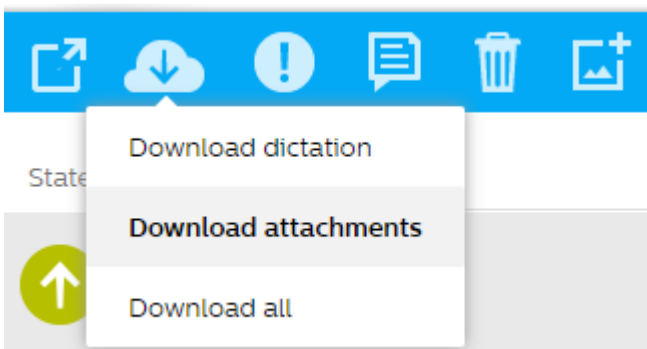


A paperclip icon will indicate attached photos:



### Download already attached pictures

Select a dictation in your worklist and hit the download button in the blue toolbar. You'll see three different downloading options: You can download the audio file, just attachments or altogether.





Discover the comprehensive range of professional dictation products from Philips  
[www.philips.com/dictation](http://www.philips.com/dictation) and <http://www.speechlive.com/>

Philips and the Philips' Shield Emblem are registered trademarks of Koninklijke Philips N.V. and are used by Speech Processing Solutions GmbH under license from Koninklijke Philips N.V.

Dragon NaturallySpeaking is a trademark of Nuance, Inc. and is used here under license.

All other trademarks are the property of their respective owners.

© 2020 Speech Processing Solutions GmbH. All rights reserved. Errors and omissions excepted  
SPS-T-2300/20001 / January 2020, Version 1.0